



### District Report Card: 2017


<b>State:</b> Jharkhand	<b>District:</b> Hazaribag
<b>Class:</b> 5	<b>Subject:</b> Language
<b>Schools:</b> 61	<b>Students:</b> 1244


### Participation/Coverage


#### Students

<b>GENDER</b> 	Boys		Girls	
	Number	%	Number	%
	547	43.97	697	56.03

<b>AREA</b> 	Rural		Urban	
	Number	%	Number	%
	1176	94.53	68	5.47

<b>CATEGORY</b> 	SC		ST		OBC		GEN	
	Number	%	Number	%	Number	%	Number	%
	355	28.54	110	8.84	745	59.89	34	2.73

<b>CWSN</b> 	LD	VI	HI	S&LD	ID	Oth
	5	9	0	3	3	15

<b>Management</b> 	Government		Government-aided	
	Number	%	Number	%
	1189	95.58	55	4.42

### Average Performance of Students in Language (%)

Overall	Gender		Area		Management		Social Group			
	Male	Female	Rural	Urban	Govt.	Aided	SC	ST	OBC	GEN
66.08	65.69	66.38	66.17	64.41	66.31	61.09	66.22	61.39	66.61	68.04

### Performance on Learning Outcomes (LOs)

Learning Outcomes	Description	Average Performance(%)
L504	Reads and comprehends independently storybooks, news items/ headlines, advertisements etc.	59.47
L508	Reads text with comprehension, locates details and sequence of events	69.38

Range of Performance of Students who Answered Correctly							
Below 30%		30% - 50%		50% - 75%		Above 75%	
Number	%	Number	%	Number	%	Number	%
60	4.82	220	17.68	529	42.52	435	34.97

### Lowest Performing Learning Outcomes (LOs)

- 1 - Reads and comprehends independently storybooks, news items/ headlines, advertisements etc. (59.47)
- 2 - Reads text with comprehension, locates details and sequence of events (69.38)